

# Motown Fill - Lesson 1 (see video)

## Intermediate Drum Lesson

1. *Video: 0.37*  
R R L R R

2. *Video: 0.53*  
R L R L R R

3. *Adding accents:* *Video: 1.20*  
R L R L R R

4. *Snare drum exercise:* *Video: 1.58* 5. *Hi-hat groove:* *Video: 2.40*  
R L R L R L R L R L R L R L R L R L R L

6. *Video: 2.50*  
R L R L R R

7. *Video: 3.30*  
R L R L R R

8. *Video: 3.58* 9. *Video: 4.05*  
R L R L R R R L R L R R

9. *Video: 4.20*  
R L R L R L R L

# Drum Notation

---

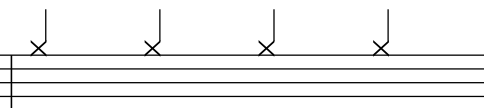
Snare Drum



Bass Drum or 'Kick'



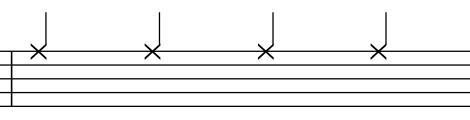
Hi-Hat



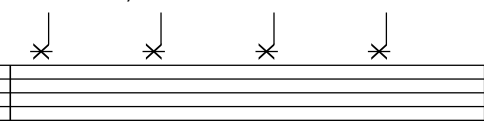
Hi-hat played with Foot



Ride Cymbal



Crash Cymbal




1st Tom (Hi Tom)



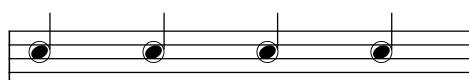
2nd Tom (Mid Tom)



3rd Tom (Low or Floor Tom)



Cross-Stick / Rim-Click



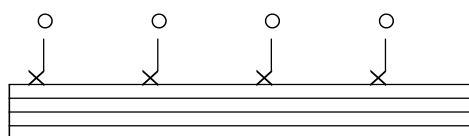
Cross-Stick / Rim-Click  
*(alternate notation)*



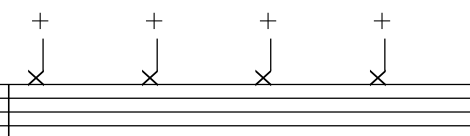
Rim Shot



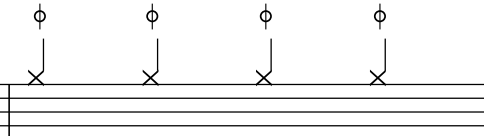
Open Hi-Hat



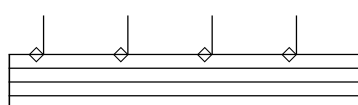
Closed Hi-Hat



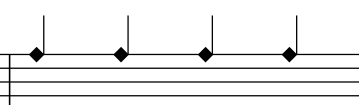
Half Open Hi-Hat



Ride Bell



Cowbell



Accented Notes



Ghost Notes

